

**Our Lady Queen of Martyrs R.C. Church
Forest Hills, NY - 2014 Census**

OLQM Census results

Race/Ethnicity

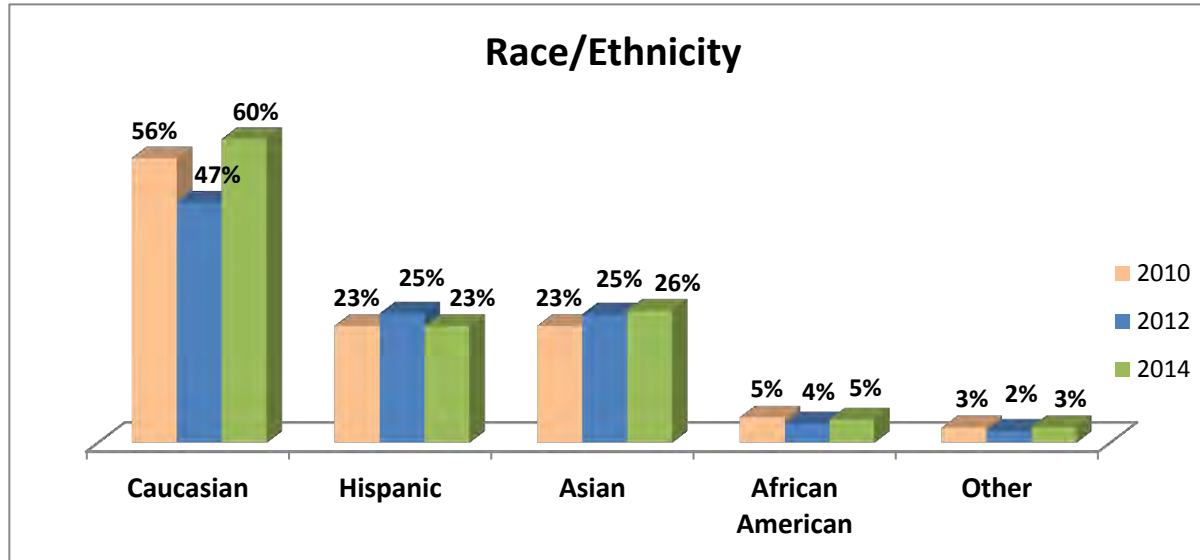
Caucasian
Hispanic
Asian
African American
Other

	2010		2012		2014	
Caucasian	56%	335	47%	480	60%	60%
Hispanic	23%	180	25%	184	23%	23%
Asian	23%	179	25%	209	26%	26%
African American	5%	27	4%	37	5%	5%
Other	3%	17	2%	25	3%	3%

Total of respondents

709

803



**Our Lady Queen of Martyrs R.C. Church
Forest Hills, NY - 2014 Census**

OLQM Census results

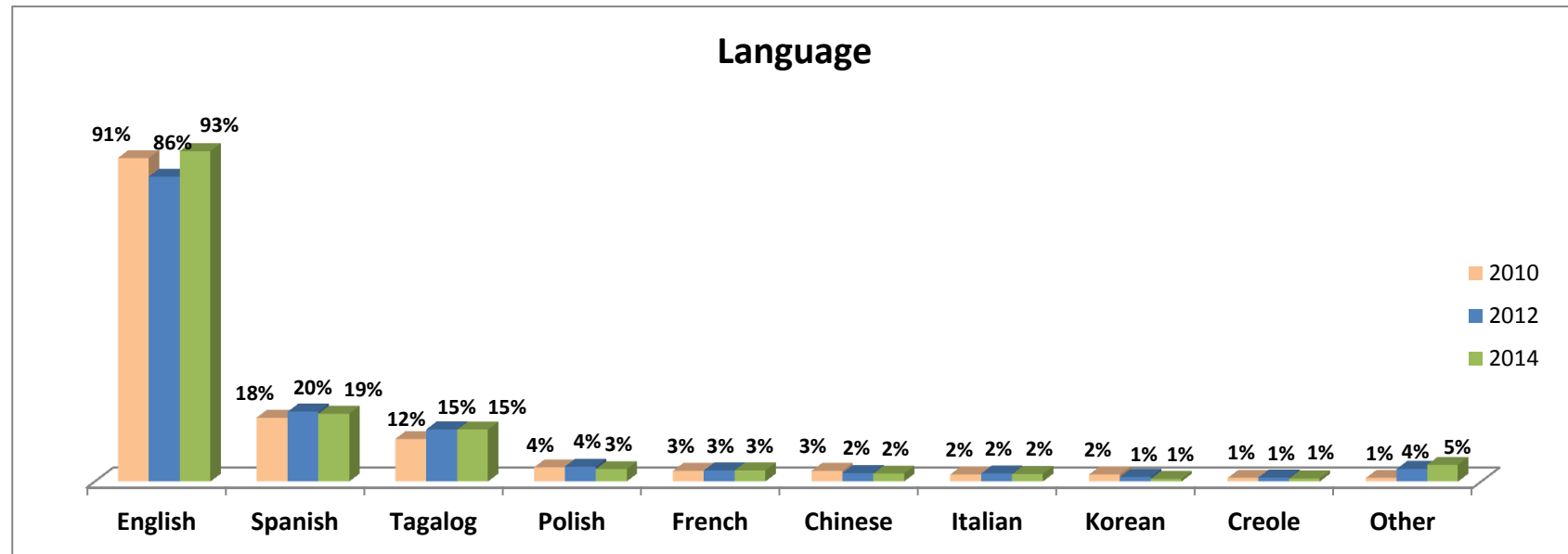
Language

	2010		2012		2014	
English	91%	608	86%	746	93%	
Spanish	18%	139	20%	153	19%	
Tagalog	12%	104	15%	117	15%	
Polish	4%	30	4%	28	3%	
French	3%	22	3%	25	3%	
Chinese	3%	17	2%	18	2%	
Italian	2%	16	2%	17	2%	
Korean	2%	9	1%	6	1%	
Creole	1%	8	1%	7	1%	
Other	1%	25	4%	38	5%	

Total of respondents

709

803



**Our Lady Queen of Martyrs R.C. Church
Forest Hills, NY - 2014 Census**

OLQM Census results

Principal Place of Worship

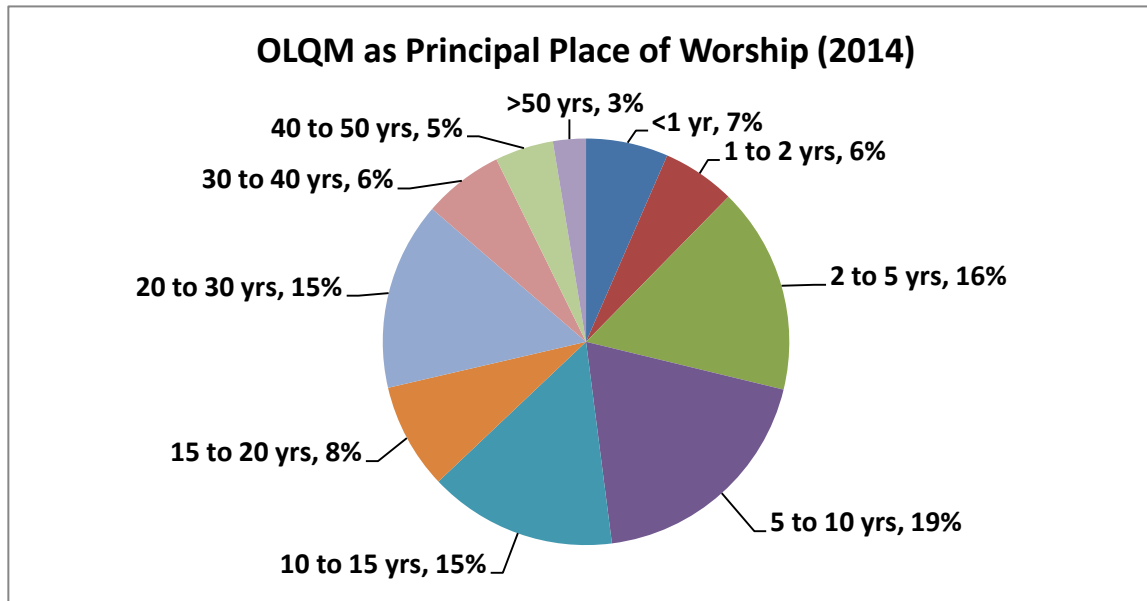
<1 yr
1 to 2 yrs
2 to 5 yrs
5 to 10 yrs
10 to 15 yrs
15 to 20 yrs
20 to 30 yrs
30 to 40 yrs
40 to 50 yrs
>50 yrs

	2010		2012		2014	
<1 yr	7%	40	7%	45	7%	
1 to 2 yrs	5%	55	9%	40	6%	
2 to 5 yrs	17%	106	18%	113	16%	
5 to 10 yrs	15%	104	18%	132	19%	
10 to 15 yrs	16%	80	14%	103	15%	
15 to 20 yrs	10%	54	9%	58	8%	
20 to 30 yrs	13%	74	13%	103	15%	
30 to 40 yrs	9%	41	7%	44	6%	
40 to 50 yrs	5%	21	4%	32	5%	
>50 yrs	3%	15	3%	18	3%	

Total of respondents

590

688



**Our Lady Queen of Martyrs R.C. Church
Forest Hills, NY - 2014 Census**

OLQM Census results

Living in Parish

<1 yr
1 to 2 yrs
2 to 5 yrs
5 to 10 yrs
10 to 15 yrs
15 to 20 yrs
20 to 30 yrs
30 to 40 yrs
40 to 50 yrs
>50 yrs

	2010		2012		2014	
<1 yr	7%	29	5%	37	5%	37
1 to 2 yrs	4%	59	9%	34	5%	34
2 to 5 yrs	14%	85	13%	93	13%	93
5 to 10 yrs	14%	113	18%	130	18%	130
10 to 15 yrs	15%	92	14%	111	15%	111
15 to 20 yrs	11%	65	10%	73	10%	73
20 to 30 yrs	13%	84	13%	112	15%	112
30 to 40 yrs	12%	63	10%	63	9%	63
40 to 50 yrs	6%	32	5%	54	7%	54
>50 yrs	4%	19	3%	20	3%	20

Total of respondents

641

727

